

The Portland Hydra is a versatile, high specification sign light with a range of interchangeable optics and hardware, enabling one unit to meet all of the sign lighting requirements of regulatory signs from 600mm up to 1500mm.

Manufactured from marine grade alloy the main body is designed with room for all modern control systems.

A superior sealing system achieves maintainable IP66 protection, and a custom designed optic reduces power consumption to as low as 1 watt when illuminating 600 and 750mm signs to class E2 (see power table overleaf).



- Universal mounting bracket
- A modular system lighting signs up to 1500mm
- Very low power consumption – 1watt
- IP 66 sealing
- Fully maintainable in line with TM66
- Roomy design for additional controls
- Coloured street visible indicator for lighting class

Totally maintainable with secure access to all components and a universal bracket to meet most site requirements.

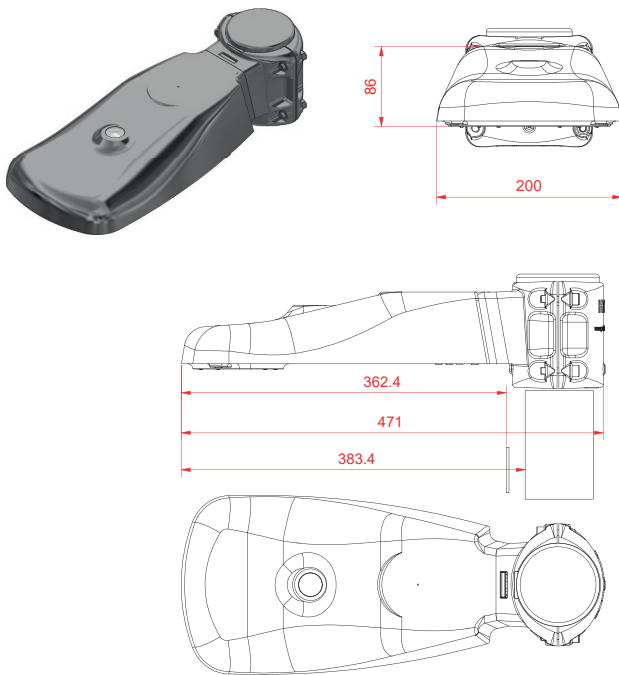
The Hydra also simplifies inventory with one unit to meet both Type A and Type B lighting categories. A

simple low-cost spacer is used to increase outreach for larger signs.

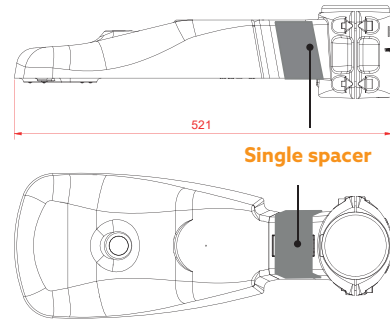
A discrete coloured indicator, visible from street level, confirms which gear tray is installed allowing a quick and easy site audit.

Technical Specification

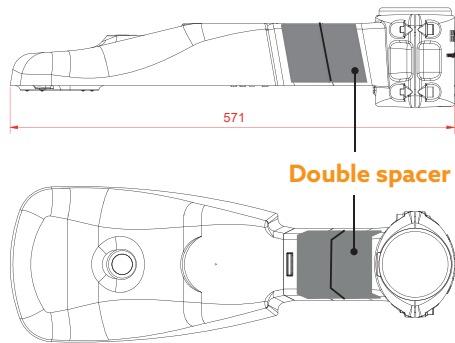
600/750 configuration



900/1200 configuration



1500 configuration



Power Consumption

Sign Size (mm)	Lighting Class	Power Consumption	Indicator Colour	UMSUG Code
600 & 750	E2 UE3	1 watt	Green	42 0001 0000 100
600 & 750	E3 UE3	6 watts	Blue	42 0006 0000 100
900 & 1200	E2 UE3	3 watts	Green	42 0003 0000 100
900 & 1200	E3 UE3	10 watts	Blue	42 0010 0000 100
1500	E2 UE2	4 watts	Green	42 0004 0000 100

Construction

Body	Pressure die cast marine grade aluminium, polyester powder coated grey or black. Body mates to a range of post fixing brackets. Stainless steel treaded inserts.
Lens Tray	Hinged pressure die cast marine grade aluminium polyester powder coated grey or black. Carries silicon tray seal and 4mm poly carbonate lense.
Lighting	Custom designed optic for standard signs 600mm to 1500mm Class E2 to E3. Driver and optical board mounted on a 1.5mm aluminium gear tray polyester powder coated white.
Universal Bracket	Cast LM6M aluminium polyester powder coated grey or black. Suits 76 and 89mm posts in post top, through post and back-to-back mounting options as standard. All fasteners stainless steel.